Mary Bowen Liz Hocking

English World



Pupil's Book 2

MACMILLAN

Mary Bowen Liz Hocking

English World

Pupil's Book

2

MACMILLAN

Scope and sequence

Unit *page*	New words and speaking	Grammar	Grammar in conversation	Learning to learn (WB)
1 *24*	***At the castle*** action verbs	*He's washing the steps.* *Are they holding lights?* *Yes, he is. No, she isn't.*	*What's he doing?* *What are you doing?* *What are they doing?*	finding the same item
2 *32*	***In Biffo's garden*** playground equipment	*What's this / that?* *What are these / those?* *That's my swing.*	*These are my books and this is my pencil case.*	finding a different item
3 *40*	***Pirate Jack*** sports and hobbies	*I like basketball.* *Dan likes basketball.* *They like bananas.*	*Do you like bananas?* *Yes, I do. No, I don't.*	sequencing
48	Revision 1			
4 *50*	***A fantastic shop*** clothes	*Does she like the dress?* *Do they like the hat?* *Yes / No, they do / don't.*	*Do you like tennis?* *Yes, we do.*	sorting
5 *58*	***Pirate Jack is on TV*** time phrases	*I get up at six o'clock.* *In the morning she plays tennis.*	*What's the time?* *What time do you get up?*	matching
6 *66*	***Who is the winner?*** parts of the body	*This is his / her hand.* *What colour are their noses?*	*Whose jacket is this?* *It's Ben's jacket.* *Are these your pens?*	sorting
74	Revision 2			
7 *76*	***A trip in a balloon*** food, drink and containers	*There's water in the jug.* *There are sandwiches on the plate.*	*I always eat fruit.* *I sometimes eat crisps* *I never drink milk.*	*abc* order
8 *84*	***Look at the animals!*** animals	*Yesterday it was cold.* *He was cold. We were happy. They were hot.*	*What's the time?* *It's half past eight.*	finding mistakes; *abc* order
9 *92*	***Look! The sea!*** sea creatures	*The fish is next to / between / behind / in front of the boat.*	*There was a house.* *There were three birds.*	sorting items into categories
100	Revision 3			
10 *102*	***The island*** on the beach	*I can see him / her / it.* *Can you hear me / them / us?*	*Don't touch it.* *Don't go near it.*	finding missing pictures; *abc* order
11 *110*	***The boat*** regular action verbs	*I walked on the sand.* *He pointed to a ship.* *They played in the sea.*	*First I played football.* *Next I helped Dad.* *Then I watched TV.*	sequencing
12 *118*	***Welcome home!*** food and drink	*He walked over / under the bridge. He walked through / into the river.*	*Yesterday I climbed a tree. Yesterday he visited his Grandma.*	sorting; *abc* order
126	Revision 4			

Reading	Phonics	Listening	Writing skills (WB)	Class Composition
A week with Grandma and Grandpa a story vocabulary: days in a week	magic *e* words, *a_e*	sequencing	capital letters for days of the week noun + plural *es*	a story with repeated language
Playtime descriptions of actions vocabulary: action verbs	magic *e* words, *i_e*	identifying	cvc verbs + *ing* *hop hopping*	a description of outdoor activities
Mum's birthday present a story with familiar setting vocabulary: handcraft	magic *e* words, *o_e, u_e, + ue*	identifying; listening for gist	magic *e* verbs + *ing* *make making*	a story from pictures
What clothes do you like? descriptions of clothes vocabulary: clothes	initial blends *cl, fl, bl, pl*	understanding questions	adjective / noun order	descriptions of children's clothes
An astronaut in space information about a routine vocabulary: people in space	initial blends *br, cr, gr, dr, tr*	sequencing	question words	an account of a routine
Here's the band! poem vocabulary: instruments	initial blends *sl, sm, sn, sp, st, sw*	identifying numbers	contractions	completing a poem
The months of the year descriptions of weather vocabulary: the months	words ending *nd, nk, nt*	understanding a description	capital letters for months of the year	descriptions of weather
A very funny monster! a fantasy story vocabulary: objects in room	words ending *ld, lk, lp, lt*	identifying pictures in a sequence	conjunction *but*	descriptions of fantasy creatures
The aquarium an email to a friend vocabulary: 60–100	vowel sound *ee*	understanding questions	personal pronouns	an email to a friend
Sea creatures information with labels vocabulary: sea creatures	long vowel sound *oo*	identifying	conjunction *or*	information text with labels
In the jungle a diary vocabulary: ordinals	vowel sound *ai*	sequencing	adverb *too* *I can run, too.*	diary entries
What food do you like? menus for different meals vocabulary: food and drink	long vowel sound *ea*	a song with a chorus	a comma in a list	a party menu

Dan and Lily's family and friends



Dan



Lily



Dad



Mum



Grandma



Grandpa



Mr Goody



Mrs Goody



Jon



Kate



Mr Jolly



Miss Silver



Pirate Jack



Princess Bella



King Tub



Biffo

The Bodkins



Look and find the people. What are they doing?





Welcome

1 Listen and read.



2 Listen and say.

3 Now you!

A Write.



Remember! It's = It is

1 What is it? It is a desk.



2 What is it? _____



3 What is it? _____



4 What is it? _____





4 Ask and answer.



5 Ask and answer.



1 pencil case?

2 ruler?

3 pen?

4 chair?

B Write.



1 Is it a pencil?  No, it is not a pencil.

2 Is it a rubber? 

3 Is it a chair? 

4 Is it a ruler? 

1 Listen and read.



2 Listen and say.

3 Now you!

A Write.



Remember! They're = They are

1 What are they?  They are umbrellas.

2 What are they? 

3 What are they? 

4 What are they? 



4 Ask and answer.

What are they? They're kites.

1 

2 

3 

4 

5 Ask and answer.

Are they cats? Yes, they are.

Are they balls? No, they aren't.

1 
trains?

2 
dolls?

3 
planes?

4 
balloons?

B Write.



Remember! they aren't = they are not

1 Are they trains?  No, they are not trains.

2 Are they boats? 

3 Are they dolls? 

4 Are they balls? 

1 Listen and read.



Hi, I'm Lucy. I'm eight.

This is my father and this is my mother.

This is my brother, Tom. He's six.

This is my sister, Meg. She's two.

3 Write the words.

bedroom bathroom kitchen living room stairs garden



living room

_____

_____

A Write.

Remember! He's = He is She's = She is I'm = I am

1 How old is Lucy? She is six.

2 How old is Tom? _____

3 How old is Meg? _____

4 How old are you? _____





This is my grandfather and my grandmother.



2 Answer the questions.

1 How old is Meg?

2 How old is Lucy?

3 How old is Tom?

4 How old are you?

4 Ask and answer.



Where's Mum?



She's in the bathroom.

1 
Grandma?

2 
Tom?

3 
Dad?

4 
Lucy?

5 
Grandpa?

6 
Meg?

B Write.

1 Where is Dad? He is in the living room.

2 Where is Mum? _____

3 Where is Tom? _____

4 Where is Lucy? _____

1 Listen and say.



2 Count and write the numbers.

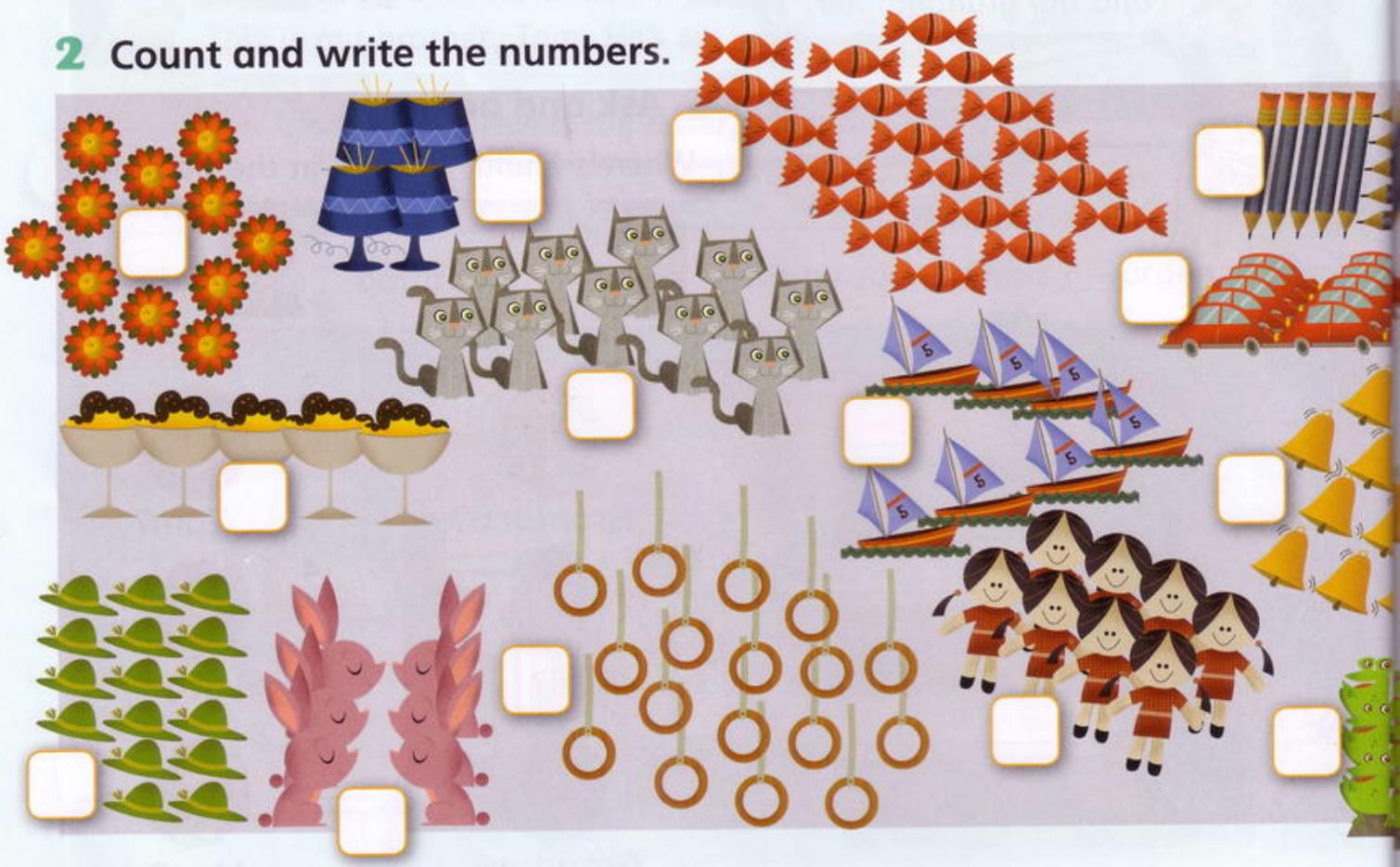

A Write.

1 How many cats are there? There are ten cats.

2 How many flowers are there? _____

3 How many cakes are there? _____

4 How many insects are there? _____





3 Ask and answer.



1 bikes?
2 sweets?
3 dolls?
4 ice creams?
5 rings?
6 bananas?

4 Ask and answer.



1 hats?
2 cars?
3 kites?
4 rabbits?
5 frogs?
6 lamps?

B Write.

1 What colour are the cars? They are red.

2 What colour are the hats? _____

3 What colour are the bananas? _____

4 What colour are the lamps? _____

A B C D E F G H I J K L M
a b c d e f g h i j k l m

1 Listen and sing.

2 Choose a letter. Find a word.



A Write.

1 Where are the flowers? They are in the jug.

2 Where is the car? _____

3 Where is the fish? _____

4 Where are the kittens? _____

N O P Q R S T U V W X Y Z
n o p q r s t u v w x y z



3 Ask and answer.



1 book?
2 boy?
3 man?
4 flowers?
5 cat?
6 girl?

4 What are they saying?



B Write.



Remember! I've got = I have got



1 I have got a doll.

2 _____

3 _____

4 _____

1 Look and listen.



2 Talk about the picture.

A Write.



Remember! He's got = He has got
They've got = They have got

1 

He has got a lollipop.

2 

3 

4 



3 Point and say.



4 Ask and answer.



B Write.



Remember! **hasn't** = **has not** **haven't** = **have not**

1 Has he got a cake? 

No, he has not got a cake.

2 Has she got a lollipop? 

3 Has he got presents? 

4 Has he got a hat? 

1 Listen and read.



2 Read.

A Write.

1 

The boy can draw.

2 

3 

4 How about you?



Run, dog! Run!



3 Match.

1 Jump!

2 Open it!

3 Listen!

4 Please, read!

A 

B 

C 

D 

4 Ask and answer.



1 dogs – run?

2 cats – read?

3 birds – sing?

4 rabbits – fly?

5 kittens – count?

6 frogs – jump?

B Write.



Remember! can't = cannot

1 Can the boy walk? 

No, he cannot walk.

2 Can the old man run? 

3 Can the girl read? 

4 Can the boys fly? 

1 Look, listen and find the picture.









2 Talk about the pictures.

A Write.

1 What is the weather like?  It is raining.

2 What is the weather like?  _____

3 What is the weather like?  _____

4 What is the weather like?  _____





3 Ask and answer.



4 Point and say.



1 Dan – picture 4
2 Dan and Lily – picture 3
3 Lily – picture 4
4 Dan and Lily – picture 6
5 Biffo – picture 5
6 the birds – picture 2

B Complete the sentences.



1 Dan _____is eating_____ grapes.

2 Lily _____ a book quietly.

3 The birds _____ loudly.

4 Biffo _____ an umbrella.

1 At the castle

1 Listen and say.


clean


wash


watch


climb


carry


ladder


lights


steps



2 Listen and read.

Oh! Look! What are they doing?

He's cleaning the windows.

He's washing the steps.

Are they holding lights?

Yes, they are.

He's climbing a ladder.

They're carrying flowers.

They're beautiful!

Look! There's King Tub.

Is he watching?

Yes, he is.

Oh! What's this? Can you read it?

3 Listen and say.

Grammar

1 Look!





Point and say.

1 

2 

3 

carry
clean
climb
watch
read
wash

4 

5 

6 

2 Look!









Ask and answer.

1 

read – book?

2 

watch – TV?

3 

climb – tree?

4 

carry – two bags?

5 

wash – car?

6 

clean – window?

Grammar in conversation

1 Look, listen and read.

A



B





Look at picture A and count to five.

Now cover your eyes.

Remember the man! What's he doing?

Remember the woman! What's she doing?

How about the children? What are they doing?

Hey! What are you doing?



One, two, three, four, five.

OK.

I don't know!

I can't remember!

Umm ... Umm ...

I'm looking at the picture again!

2 Listen and say.

3 Now you!

Reading



A week with Grandma and Grandpa

It is Monday.
Grandpa is picking beans.
Amy and Sam are helping.





It is Tuesday. Grandma is washing carrots.
Sam is not washing the carrots.
He is counting.



It is Wednesday.
Grandpa is picking apples.
Amy is catching the apples.



It is Thursday.
Grandma is cooking.
Grandpa, Sam and Amy are carrying boxes.



It is Friday.
Sam is brushing the steps.
Amy is carrying beautiful yellow flowers.



It is Saturday.
Amy and Sam are not helping today.
They are waiting. A car is coming.



It is Sunday. Grandpa, Grandma, Mum, Dad, Sam and Amy are eating lunch. They are drinking orange juice. There is a big apple cake. Mmm! Delicious!

Reading comprehension

1 Read. Circle the correct ending.

1	It is Monday. Amy and Sam are picking	carrots.	beans.
2	It is Tuesday. Grandma is washing	Sam.	carrots.
3	It is Wednesday. Amy is catching	apples.	oranges.
4	It is Thursday. Grandma is	cleaning.	cooking.
5	It is Friday. Amy is carrying beautiful	flowers.	yellow.
6	It is Saturday. The children are	washing.	waiting.
7	It is Sunday. They are eating	apples.	lunch.

Phonics



a cake 

1 Look and say.

c ake cake 

m ake make 

b ake bake 

g ate gate 

2 Listen, read and say.

Make a cake, bake a cake,

Carry the cake to Grandma.

Eat the cake, finish the cake,

Shut the gate for Grandma.



Listening



1 Look!



2 Listen and write the letters.

1 ____ 2 ____ 3 ____ 4 ____ 5 ____ 6 ____

3 Listen again.

4 Tell the story!

5 Listen and sing.

Monday, Tuesday,
Wednesday, Thursday,
Friday, Saturday, Sunday.



Class composition



It is Monday.

Sam is carrying boxes.

1 Read the words.

eat pick help carry watch drink cook

2 Look at the pictures. Write the story.

At home



It is Monday.
Amy is picking flowers.



It is











2 In Biffo's garden

1 Listen and say.


swing


slide


rings


roundabout


hands


dance



2 Listen and read.

Your garden is fantastic, Biffo.

Wow! Look at these toys!

That's my swing and that's my slide.

They're great!

Those are my ladders and
those are my rings.

Look at this roundabout.
I can go round and round.

Be careful, Dan!

Look at this, Biffo!

Oh! King Tub's competition!
On Saturday!

What can you do, Biffo?

Can you sing?

Can you dance?

Can you walk on your hands?

Hmm ... What can I do?

3 Listen and say.

Grammar

1 Look!





Ask and answer.

1 

2 

3 

4 

5 

2 Look!





Ask and answer.

1 

2 

3 

4 

5 

Grammar in conversation

1 Match.



rubber book pencil case ruler crayons pen pencil

2 Listen and read.



3 Listen and say.

4 Now you!

Reading


throw


hop


run


skip


shout


square


circle


stone

Playtime







It is playtime. The children are in the playground. They are running and shouting. They are jumping and laughing.



These girls are holding hands. They are skipping round and round in a circle. They are singing. They are playing a game.



This girl is hopping on squares. There are numbers in the squares. There is a stone in one square. This is a game, too.



These children have got a ball. The girl is throwing the ball. The small boy is looking at it. Can he catch it?



These children are sitting at a table. They are playing a game. Two friends are watching quietly. Can you play this game? What is it?

Reading comprehension

1 Read. Number the pictures.

1 These boys are sitting at a table.

2 This girl is hopping.

3 These girls are skipping.

4 This boy is running.

5 These boys are laughing.

6 These girls are holding hands.

7 This boy is throwing a ball.

8 These children are jumping.



Phonics



i bike



1 Look and say.

b ike bike 

r ide ride 

n ine nine

9

l ine line

2 Listen, read and say.

I can ride a bike.
I can count to nine.
I can write my name
with the letters on the line.



Listening



1 Look!

In the park



2 Listen, read and say.

Kim Pam Sue Ann Ned Ben Pip

3 Listen and point.

4 Listen and write the names.

5 Listen and sing.

Boys and girls! 1, 2, 3.
Boys and girls! Jump like me!
Jump! Jump! Jump like me!
Boys and girls! 1, 2, 3!



Class composition



sit He is sitting.



1 Look at the pictures. Write the story.

In the playground



sit laugh loudly



run quickly have got

These girls are sitting on the swings. They are laughing loudly.



climb go slowly



stand go round and round

3 Pirate Jack



1 Listen and say.

like

buy

football

basketball

tennis

swimming

singing

clothes



2 Listen and read.

Good morning, Jack!

Good morning! Good morning!

Look at this, Jack!

Oh! King Tub's competition!
On Saturday!

What can you do, Jack?

What are your hobbies?

I like football and I like basketball.

Dan likes basketball, too.

I like tennis and I like swimming.

Hmm ... Do you like singing?

Oh, yes! Listen! Tra la la la la!

Very good!

You can sing for King Tub!

Yes, but look at my clothes.
They are old.

You can buy new clothes.

Oh! New clothes! Wonderful!

3 Listen and say.

Grammar

1 Look!



Match.

A 

B 

C 

D 

E 

F 

1 I like grapes. B

2 We like apples. ☐

3 You like cakes. ☐

4 They like carrots. ☐

5 You like ice creams. ☐

6 We like sweets. ☐

2 Look!



Point and say.

Grammar in conversation

1 Look, listen and say.



2 Listen and read.



3 Listen and say.

4 Now you!

5 Listen and say.

One banana, two bananas, three bananas, four.
Five bananas, six bananas, seven bananas. More!
Eight bananas, nine bananas, ten bananas. See!
Ten bananas for the monkeys sitting in the tree.



Reading



think paint write cut stick scissors paints glue

Mum's birthday present



It is Mum's birthday.
Sam and Amy are thinking.

Mum likes sweets.
Sam and Amy cannot buy sweets.

Mum likes cakes.
Sam and Amy cannot buy cakes.

Mum likes flowers.
Sam and Amy cannot buy flowers.





But they can make flowers!
They have got paper, pencils, paints, scissors and glue.



Sam is drawing and painting flowers. He is using pencils and paints. Amy is cutting out the flowers. She is using scissors.

Now Amy is using glue. She is sticking the flowers on green paper. There are ten flowers. They are blue and yellow. They are pink and purple. They are orange and red.



Sam is writing on the card.

Happy birthday, Mum



Mum is very happy.
The flowers are beautiful.

Reading comprehension



1 Write *Yes* or *No*.

1 It is Sam's birthday. _____
2 Sam and Amy are thinking. _____
3 Mum likes swings. _____
4 Sam and Amy can make cakes. _____
5 Sam is using pencils and paints. _____
6 Amy is sticking the flowers on paper. _____
7 Sam is writing on the flowers. _____

Phonics

Look and listen!



o stone u cube u blue



1 Look and say.

st one stone



c ube cube



n ose nose



bl ue blue



2 Listen, read and say.

Jim has got a blue cube.



Jim has got a blue stone.



Use the blue stone, Jim.



Make a blue nose.

Put the blue nose, Jim, on the blue cube.



That's good, Jim!



Listen to the children.

Listening

1 **Look, listen and point.**









2 **Listen and write the letters.**

1 ____ 2 ____ 3 ____ 4 ____

3 **Talk about the pictures.**

4 **Listen and sing.**

Swing high, swing low,
Round you go.
Swing low, swing high,
Up to the sky.
Up to the sky and down to the ground,
Swing high, swing low, round and round.



Class composition





write writing Sam is writing.

1 Read the words in the box.

like play read make paint write

2 Look at the pictures. Write the story.





Dad is on the sofa.

Sam and Amy are thinking.





Dad likes

He cannot play









Revision 1

1 Look at the pictures. What are they doing?



Sam Amy Grandpa Grandma Mum Dad the cat



It is _____.



It is _____.

help clean wash watch climb carry hop throw catch pick cook



It is _____.

What do they like?



It is _____.

think paint write cut stick football basketball tennis swimming

2 Find ... a square a circle steps a ladder a swing a slide scissors

3 Read and find the picture. Write the day on the picture.

It is Monday. Mum is helping Amy. Amy is making a picture. Sam is painting. It is Wednesday. Dad and Sam are playing with a ball. Amy is playing a game. It is Thursday. The children are helping Grandpa. They are cleaning the car. It is Sunday. Amy is holding a basketball. Dad is carrying a bag and a football.

Project 1

Sam and Amy can make flowers.
You can make flowers, too.

Use these things:


paper


pencil


paints


scissors



glue


Draw a flower.


Paint the flower.


Cut out the flower.


Make a long, thin tube.



Use the glue. Stick the tube. Paint it green.



Stick the flower on the tube.


Make lots of flowers.




Write.

You can make a picture, too. Write about it.

These flowers are pretty. They are red, yellow, pink and blue. My mum likes flowers. My Grandma likes flowers. I can make flowers.



4 A fantastic shop

1 Listen and say.





2 Listen and read.

I like this jacket.

Mmm ... It's very nice.

And look at these trousers!

No. I don't like yellow trousers.

I like those boots! They're great.

And look at that hat!

And that shirt!

Oh! Wonderful!

Princess Bella is here.

She's buying a new dress.

Does she like it?

Yes, she does.

And Biffo is here, too.

He doesn't like those shoes.

Do you like your new clothes, Jack?

One moment ...

3 Listen and say.

Grammar

1 Look!



Ask and answer.



2 Look!



Ask and answer.

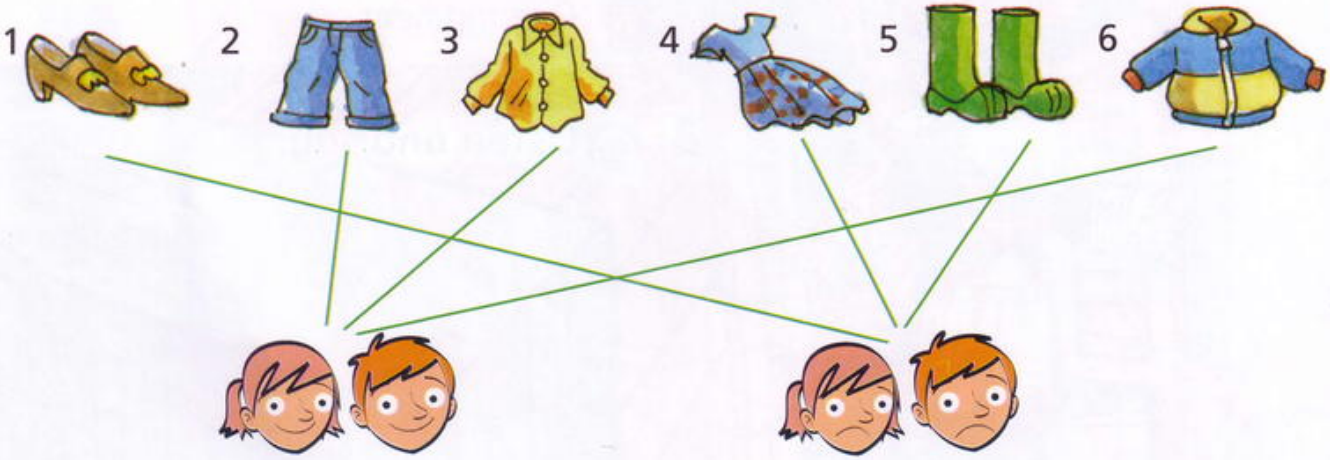

Grammar in conversation

1 Look, listen and say.



2 Listen and read.



3 Listen and say.

4 Now you!

5 Look and read.



6 Now you!

Reading



skirt socks T-shirt coat gloves shorts sandals trainers wear

What clothes do you like?



These are clothes for hot weather.

The children are wearing T-shirts. The boy is wearing shorts and the girl is wearing a pretty skirt. She is wearing sandals. The boy is wearing trainers.



These are clothes for rainy weather.

The children are holding umbrellas. The girl is wearing boots and a coat. The boy is wearing a jacket and trousers. He has got thick shoes.



These are clothes for dancing.

This girl likes dancing. She is wearing a dress. She has got short socks and thin, black shoes. She can dance in these shoes. She can hop and skip quickly.



These are clothes for football.

This boy likes football. He is wearing shorts and a football shirt. He has got long socks and boots. He cannot dance in these boots, but he can kick the ball!

Reading comprehension

1 Read. Circle the clothes they are wearing. Find three things.



Today it is raining. I am wearing my ...

shoes shorts trainers trousers jacket



Today it is hot. I am wearing my ...

T-shirt gloves boots skirt sandals



I am playing football. I am wearing my ...

shorts trainers skirt shirt boots



I am dancing. I am wearing my ...

sandals shoes coat socks dress

Phonics



Look and listen!

gl glasses



1 Look and say.

clown 

flag 

blue 

clock 

flower 

black 

cloud 

fly 

plane 

2 Listen, read and say.



The clown with the glasses is flying the plane.

The clown with the flower is running in the rain.

The clown with the blue clock is under a cloud.

The clown with the black flag is reading aloud.

Listening



These two children are walking to school.

1 Look and listen.



2 Listen and circle the correct answers.

1 Yes, it is. No, it isn't.
2 To the park. To school.
3 A coat. A jacket.
4 Yes, he has. No, he hasn't.
5 Yes, she has. No, she hasn't.
6 Yes, she is. No, she isn't.
7 The boy. The girl.
8 An umbrella. Boots.
9 Yes, they are. No, they aren't.
10 Yes, they do. No, they don't.

3 Talk about the picture.

4 Listen and sing.

Pitter-patter raindrops
Falling from the sky.
Under my umbrella
I am warm and dry!

Cars and bikes and buses
Go splishing splashing by,
In my yellow raincoat
I am warm and dry!

Pitter-patter, pitter-patter, pitter-patter, pitter-patter,
SPLASH!



Class composition





They have got thick boots.

1 **Look at the pictures. Talk about the clothes. Write about the clothes.**



These clothes are for



These clothes are for

5 Pirate Jack is on TV

1 Listen and say.







2 Listen and read.

Good evening, Pirate Jack.

Good evening.

What are you doing in the competition? Can you dance? Can you sing?

Can I sing? I sing all day long.

So ... you like singing ...

Oh yes. I get up at six o'clock ... and I sing.

What do you do in the morning?

I clean the ship ... and I sing.

What do you do in the afternoon?

I swim in the sea ... and I sing.

What do you do in the evening?

I play the piano ... and I sing.

And then?

I go to bed ... and I sleep.

Does your parrot sing?

Oh, no. He doesn't sing. He dances. Look!

3 Listen and say.

Grammar

1 Look!



morning



In the morning she plays tennis.

afternoon



In the afternoon he plays football.

evening



In the evening they watch TV.

Point and say.

morning

1 

afternoon

2 

evening

3 

4 

5 

6 

swim
play
sing
cook
read

2 Look!



swim
play football
read books



sing
play tennis
play the piano



play basketball
play computer games
watch TV

Does he play football?

Yes, he does.

Does she play football?

No, she doesn't.

Do they sing?

No, they don't.

Ask and answer.



1 swim?

2 play the piano?

3 read books?



4 play tennis?

5 play football?

6 sing?



7 read books?

8 watch TV?

9 play basketball?

Grammar in conversation

1 **Look!**



Ask and answer.

1 
2 
3 
4 
5 
6 

2 **Listen and read.**



3 **Listen and say.**

4 **Now you!**

Reading


astronaut


space station


phone


people


talk

An astronaut in space



Ned Brown is an astronaut.
He lives in a space station.



He gets up at seven o'clock.
He eats breakfast. Then he cleans the space station.



He has got a computer. There is a phone on the computer. Ned talks to people on Earth.
He eats lunch at one o'clock.

In the afternoon, he walks in space. The spacesuit is big and thick. Ned walks slowly. He looks carefully at the space station.





In the evening, he eats dinner. He reads books. He has not got a TV.

At ten o'clock, Ned goes to bed. It is not quiet in the space station. There are computers and noisy machines. They do not stop at night.

Reading comprehension

1 Read. Circle answer *A* or *B*.

		A	*B*
1	What is Ned Brown?	a space station	an astronaut
2	Where does he live?	on a space station	on a space ship
3	What does he do in the morning?	he goes up	he gets up
4	Who can he talk to on the phone?	purple	people
5	What time does he eat lunch?	one o'clock	two o'clock
6	When does he walk in space?	in the afternoon	in the evening
7	What does he wear in space?	shorts	a spacesuit

Phonics

Look and listen!



cr crown



1 Look and say.

br ow n brown 

cr ow n crown 

gr ee n green 

tr ee tree 

2 Listen, read and say.

I can draw a brown crown.
I can draw a green tree.
I can draw a green crown.
I can draw a brown tree.
Clever me!



Listening



1 Look!



Billy



Pam and Joe











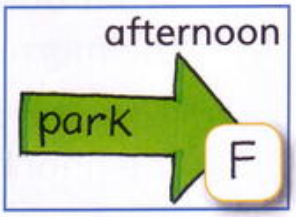







2 Listen and point.

3 Listen and draw lines.

4 Write the letters.



1 ____ 2 ____ 3 ____ 4 ____ 5 ____



1 ____ 2 ____ 3 ____ 4 ____

5 Listen and sing.

Get up! Get up! It's six o'clock,
Six o'clock, six o'clock.
Get up! Get up! It's six o'clock.
It's six o'clock in the morning.



Go to bed! It's ten o'clock,
Ten o'clock, ten o'clock.
Go to bed! It's ten o'clock.
It's ten o'clock in the evening.



Class composition



Who does he talk to?
What does he say?



1 **Ted plays football on Saturdays. Read the questions.**

2 **Look at the pictures. Write about what Ted does.**

What does he do in the morning?



Where does he run?



Who does he talk to?



When does he eat lunch?



When does he play football?
What does he wear?



What does he do in the evening?



6 Who is the winner?

1 Listen and say.


arm


leg


foot


feet


head


nose


winner


ride



2 Listen and read.

Pirate Jack is great!

His parrot is dancing on his arm.

Look at the boys!

They're walking on their hands.

They've got toys on their feet.

Look at Mr Jolly!

I like the dog.
It's got a little hat on its head.

Look at our mum!

Look at her cake! It's fantastic!

What's Biffo doing?

He's riding his bike.

He's got rings on his leg,
a ball on his foot ...

And an umbrella on his nose!

Ha, ha! He's very funny.

Whose rabbit is that?

It's Mr Jolly's.

Ssh! Be quiet!

Who is the winner?

3 Listen and say.

Grammar

1 Look!





Point and say.



head
nose
foot
hand
leg
arm

2 Look!



Ask and answer.

1 legs? 2 arms? 3 hands? 4 feet? 5 heads? 6 noses?

Grammar in conversation

1 **Listen and read.**



2 **Listen and say.**

3 **Now you!**

4 **Listen, read and say.**

Listen to my riddle. One, two, three
Listen to my riddle. Can you answer me?
Its legs are four grey trees
Its nose is a long, grey snake
Its ears are grey flags flapping in the wind.
What is it?

Listen to my riddle. One, two, three
Listen to my riddle. Can you answer me?


a mouse


an elephant

Reading

Here's the band!

Can you hear the drums?
Twenty-one drums!
They are yellow, red and blue,
They are big and noisy, too.
Here they come!

Clap your hands,
Stamp your feet,
Wave your arms,
Shout, Hurray!
Here's the band!

Can you hear the trumpets?
Thirty-seven trumpets!
Some are big and some are tiny,
All of them are gold and shiny.
Here they come!

Clap your hands,
Stamp your feet,
Wave your arms,
Shout, Hurray!
Here's the band!

Can you hear the flutes?
Fifty silver flutes!
On Dad's shoulders, holding tightly,
Flutes and trumpets, shining brightly,
Here they come!

Clap your hands,
Stamp your feet,
Wave your arms,
Shout, Hurray!
Here's the band!









Reading comprehension

1 Read the sentences. Write *Yes* or *No*.

1 There are thirty-one drums. _____

2 The drums are yellow, red and blue. _____

3 All the trumpets are silver. _____

4 Some trumpets are tiny. _____

5 There are fifty gold flutes. _____

2 Correct the wrong sentences.

_____

_____

_____

Phonics



st star

1 Look and say.













2 Listen, read and say.

We like sweets,
smiles and stars.
We don't like spiders,
snakes and slow cars.



Listening



Numbers, numbers, numbers!

1 Listen and say.



2 Match.

twenty-one thirty-seven forty-three fifty-eight



3 Look, listen and point.



4 Listen and write the numbers.

5 Listen and sing.

I am the music man,
I come from far away
And I can play.
What can you play?
I can play the piano, piano, piano.
I can play the piano
And this is how I play.



Class composition



Here's the band!

Here's = Here is



1 **Read the poem. Choose a word for each line.**



The big brass band

We're clapping our hands,
We're _____ up and down. jumping / swimming
The _____ brass band small / big
Is coming to _____ town. our / her

We're _____ up and down, *hopping / sitting*
We're stamping our _____ feet / hands
The big brass band
Is coming down the _____ step / street

I'm waving _____ arms, my / his
I'm _____ Hooray! shouting / stamping
_____ the big brass band Here's / His
It's here today!

It's going down the street.
I'm waving _____ hand. my / me
Now I _____ hear can't / isn't
The big _____ band. grass / brass



2 **Listen and say.**

Revision 2



1 Look! What are these? Whose are they?

1  2  3  4  5  6 

2 What are these? Where are they?

1  2  3  4  5  6 

3 Read.

It is nine o'clock. The sea is blue and the sun is shining. Jack is cleaning the ship. The parrot is dancing and talking. Jack has got two pictures. There is an astronaut and a space station. Jack has got a picture of his mum, too. At two o'clock Jack plays the piano and he sings. Jack likes his ship.

Project 2

1 **Look at Pirate Jack's day.**



07.00 get up
08.00 breakfast
09.00 clean the ship
11.00 swim
12.00 lunch
02.00 play the piano
04.00 talk to the parrot
06.00 dinner
08.00 read a story
09.00 sleep

2 **What are these children doing?**

1 

2 

3 

4 

5 

3 **What do you do? Write.**









07.00 _____
08.00 _____
09.00 _____
11.00 _____
12.00 _____
02.00 _____
04.00 _____
06.00 _____
08.00 _____
09.00 _____

4 **Write sentences. Draw pictures.**

My day

I get up at six o'clock. I have breakfast at seven o'clock. At eight o'clock I go to school. At nine o'clock I write in my book. At



7 A trip in a balloon

1 Listen and say.



2 Listen and read.

Come on, children!

We're coming, Dad!

What have you got in those bags?

There's bread in the blue bag.

And cheese in the red bag.

There are apples in the yellow bag.

There are sandwiches in the pink box.

And in this basket there's a lovely cake!

Mmm ... Delicious!

What's in those bottles?

There's milk in the white bottle.

And orange juice in the green bottle.

Have we got plates and cups?

Yes, we have. They're in this basket.

Are you wearing your jumpers, children?
It's always cold in the balloon.

Come on, children! It's time to go!

Hooray!

3 Listen and say.

Grammar

1 Look!



Point and say.

1 

2 

3 

4 

5 

6 

2 Look!



Ask and answer.

1 
milk?

2 
bread?

3 
juice?

4 
cheese?

5 
bananas?

6 
sandwiches?

7 
apples?

8 
cakes?

Grammar in conversation



1 Listen and say.

2 Listen and read.

What have you got in your lunchbox?

Sandwiches. I always eat sandwiches for lunch.

I always eat sandwiches, too. What else have you got?

I've got an apple and a banana.

I sometimes eat fruit. Today I've got crisps.

Have you got a drink?

Yes, I've got milk.

Ugh! I never drink milk. I don't like it.

3 Listen and say.

4 Now you!

5 Listen and say.

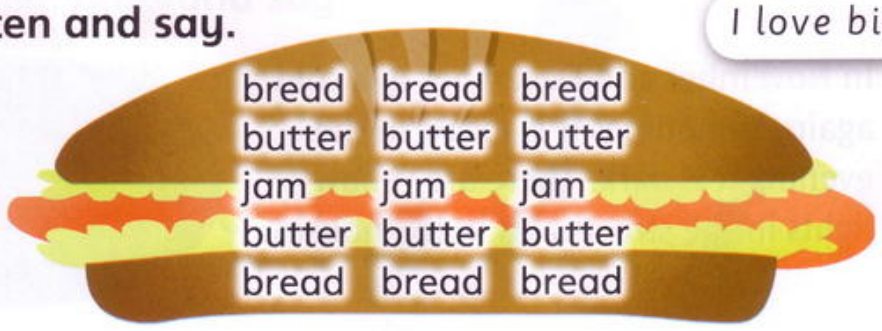

I love big jam sandwiches!



Reading



The months of the year

January

February

In January and February it is often cold. We wear jumpers and trousers. We wear boots, coats and hats. Sometimes it snows.



March

April

In March and April it often rains. Sometimes the sun shines, too. There is a rainbow in the sky. There are seven colours in a rainbow.



May

June

In May and June there are flowers in our gardens. There are pink and white flowers on the trees. They are very pretty.



July

August

In July and August it is hot. The sun shines brightly and the sky is blue. We wear shorts and T-shirts. We swim and we eat ice creams.



September

October

In September and October it is sometimes windy. There are storms. The clouds are grey. We see lightning and we hear thunder.



November

December

In November and December it is cold again. Sometimes it is foggy. In the evening it is dark. There are yellow lights in the streets and in the houses.



Reading comprehension

1 Read the sentences. Circle the correct month.



1 We are wearing coats and hats. The month is July. January.

2 There is snow. It is cold. The month is September. February.

3 There is a rainbow in the sky. The month is April. August.

4 There are pretty flowers in the garden. The month is March. May.

5 It is very hot. We are eating ice creams. The month is July. June.

6 It is windy. There is a storm. The month is April. October.

7 It is foggy and cold. The month is November. September.

Phonics

Look and listen!



pink

1 Look and say.

pink

think

drink

band

hand

elephant

2 Listen, read and say.

Here's a pink drink,
In a pink hand.

Here's a pink elephant,
Marching with the band.

Listening



What are Amy and Sam doing?

1 Listen, draw and colour.



2 Listen again and check.

3 Talk about your picture.

4 Listen and sing.

January, February, March and April
– I like April. The sun shines in April.
May, June, July and August.
– I like August. It's always hot and sunny.
September, October, November, December.
– I like December. My birthday's in December.



Class composition



In January and February it is often cold.

1 Match two months to the pictures. Write about the two months.

July November April January



In it often snows. It is cold. We wear



8 Look at the animals!

1 Listen and say.


monkey


giraffe


lion


hippo


zebra


crocodile


neck


ear


mouth


teeth



2 Listen and read.

This is fantastic!

I can see zebras and monkeys.

Look at those giraffes!

Their necks are very long.

Look over there! Lions!

Look over there! Elephants!

Their ears are very big.

Wow! I can see a hippo.

Look at its big mouth!

Are they crocodiles?

I don't like their teeth.

Oh! It's very hot today.

Yesterday it was cold.

We were in coats and jumpers.

Today we're in shorts and T-shirts.

What's the time Mr Goody?

It's half past one. It's time for lunch.

Mmm ... Great!

3 Listen and say.

Grammar

1 Look!



Point and say.

1 

2 

3 

hot
cold
happy
sad
funny

4 

5 

6 

2 Look!



Point and say

1 

2 

3 

hot
cold
happy
sad
funny

4 

5 

6 

Grammar in conversation

1 Look!



Ask and answer.



2 Listen and read.



3 Listen and say.

4 Now you!

Reading



monster head tail ugly friendly sleepy asleep scared

A very funny monster!



Yesterday John was in bed. It was nine o'clock in the evening. John was sleepy.

It was half past ten. John was asleep. His book was on the bed. It was a funny book.





It was half past eleven. A monster was on John's bed but John was not scared. It was ugly but it was friendly. Its head was big. Its nose was round. Its ears were huge and thick. Its tail was long and thin. Its hair was black. Its eyes were green. Its arms were long but its legs were short. Its hands were small and its feet were big. It was a very funny monster!

Now it is seven o'clock. It is morning. John is waking up. The monster is not on John's bed now.



Was the monster on John's bed? Look at John's book. What is in it?

Reading comprehension

1 Read. Underline the wrong sentences.

Yesterday John was in bed. It was nine o'clock in the morning.
John was sleepy.
It was half past nine. John was not asleep.
A monster was under John's bed. It was ugly but it was friendly.
Its head was big. Its tail was long and fat. It was a very funny mouse!

2 Write the wrong sentences correctly.

_____

_____

_____

_____

_____

Phonics



Look and listen!

cold



1 Look and say.

cold 

gold 

hold 

milk 

help 

belt 

2 Listen, read and say.

Cold milk and old gold,
Help the king. Hold the gold.
The queen wears a silver belt.
Help the king. Count the gold.



Listening



Yesterday afternoon Joe was at home.

1 Look at the pictures. Then listen.



2 Listen again and write the letters.

1 ____ 2 ____ 3 ____ 4 ____ 5 ____ 6 ____

3 Listen and sing.

They were big. They were small.
They were short. They were tall.
The wonderful monsters from Mars.
They were green, blue and brown.
They marched through the town.
The wonderful monsters from Mars.
They were good. They were bad.
They were happy and sad.
The wonderful monsters from Mars.
They were orange and red.
They were all in my head!
The wonderful monsters from Mars!



Class composition





Its arms were long but its legs were short.

1 Look at the pictures. Write the story.



Yesterday Betty was in the garden. It was half past three.





Where were they?

9 Look! The sea!

1 Listen and say.





2 Listen and read.

Look, children! A whale!

Wow! It's huge!

I can see dolphins.

Where? I can't see.

They're between the whale and the island.

I can see a big jellyfish. Look!

What's that behind the dolphins?

Is it a shark?

Yes, it is.

I can't see. Jon's in front of me.

Come here. Stand next to me.

Yesterday there was a big hippo under the balloon.

There were lions and zebras, too.

Today there are sharks and dolphins.

This is a fantastic trip!

What's that in the sky?

It's an eagle.

It's a very big eagle.

3 Listen and say.

Grammar

1 Look!



The whale is next to the boat.





The whale is behind the boat.



The whale is between the boats.



The whale is in front of the boat.

Read, match and write the letters.

A 

B 

C 

D 

E 

F 

1 The jellyfish is in front of the shark. C

2 The shark is behind the dolphin. ____

3 The shark is in front of the whale. ____

4 The boat is behind the whale. ____

5 The jellyfish is between the whales. ____

6 The dolphin is next to the boat. ____

2 Look!



Ask and answer.

1 

2 

3 

4 

5 

6 

Grammar in conversation

1 **Look!**



2 **Listen and read.**

Cover the picture.

OK.

What can you remember?

There was a house.

Yes.

There were two birds on the house.

No! There were three birds.

There was a tree next to the house.

Yes.

There were five apples on the tree.

No! There were six apples.

Yes. You're right.

3 **Listen and say.**

4 **Now you!**

Reading



aquarium



rock

60 sixty

70 seventy

80 eighty

90 ninety

100 a hundred

The aquarium

From: sam@fastmail.com

To: Ben

Subject: The aquarium

Hi Ben,

Are you having a great holiday? We are! Yesterday we were at the aquarium. It was fantastic!

There were ten grey dolphins. They were friendly and very funny. They were noisy, too. There were three black and white whales but they weren't very big.

There were sharks behind the rocks. They weren't friendly and I was scared!

There were lots of little fish. Fifty, sixty, seventy, eighty, ninety! There were a hundred little fish! The colours were very pretty. They were blue, yellow and silver.

There was one huge rock. Next to it there was a very long black and yellow snake. This snake can swim in the sea. There was a beautiful jellyfish. It was in front of the rock. It was pink and blue.

I am sending you these pictures. Do you like them?

What are you doing today? Please send an email.

Sam



Reading comprehension

1 Read. Find the correct picture.

Next to the black rock there was a big silver fish. Under the rock there was a black and yellow snake. Behind the rock were three red fish. In front of the rock there was a beautiful jellyfish. It was pink and blue.






Phonics



ee feet 

1 Look and say.

feet 

see 

sleep 

sweet 

green 

tree 

2 Listen, read and say.

Can you see a green tree
and a monkey's pink feet?
It sleeps in that tree
with a cake and a sweet.



Listening



1 Listen and point.



2 Listen and circle the correct answer.

1 Yes, it is.	No, it isn't.	2 Dolphins.	A whale.
3 One.	Two.	4 A shark.	A jellyfish.
5 Yes, it is.	No, it isn't.	6 A snake.	A fish.
7 Yes, it is.	No, it isn't.	8 Yes, it is.	No, it isn't.

3 Talk about the picture.

4 Listen and sing.



Sammy the sailor, Sammy the sailor,
Sailing on the sea.
Sammy the sailor, Sammy the sailor,
What can Sammy see?

What can Sammy see?
What can Sammy see?
Up, down, turn around,
He can see the sea!

Class composition





Yesterday we were at the aquarium.
It was fantastic!

1 Write Ben's email to Sam.

Read the sentences. Look at the pictures. Finish the email.

quiet
huge
friendly
tall
funny

From: ben@netmail.com

To: Sam

Subject: The animal park

Hi Sam,
Thanks for the pictures of the aquarium. They are great. I like the jellyfish. Yesterday we were at the animal park. It was fun!







Revision 3



Yesterday **1** **What animals were in the sea yesterday? Where were they?**



2 **Read.**

Yesterday Sam and Amy were on a boat. It was very windy. Their mum and dad were on the boat, too. Amy's dad pointed to the dolphins and the whales. Amy watched them for a long time. There was an eagle in the sky.

Today **3** **Name these things. Where are they?**





4 **Read.**

It is hot. Sam and Amy are at the animal park. There are lots of beautiful animals. It is time for lunch. There is bread, cheese, milk and orange juice. There are apples and grapes, too. Mum is putting plates, cups and bottles on the table.

Project 3

1 **Think about the months.**
What is the weather like? What do you do?
What do you wear? What do you eat?

January	February	March	April
May	June	July	August
September	October	November	December





2 **Write and draw pictures. Which months do you like?**

The months of the year

January — In January it is often cold. Sometimes it snows. We play in the snow. I like January.

February — It is cold in February. Sometimes it rains. We wear boots and coats.





10 The island

1 Listen and say.


beach


sand


shell


pool


crab


touch

2 Listen and read.

Phew! We're on the beach.

The sand is hot. I can't walk on it.

We can swim!

No! Don't go in the sea, Dan!

Stop him, Jon!

Ouch! I don't like these rocks.

Look at this big shell. It's beautiful.

Where is Lily? I can't see her.

She's over there.
She's looking in that pool.

I can see two huge crabs.

Don't touch them, Lily!

Come here, all of you!

GRRR!

Oh! What's that? Is it a lion?

Can it see us? Can it eat us?

Listen to me! Don't be scared!

But look at the balloon!

We can't go home.

3 Listen and say.

Grammar



1 Look!



I can see the boy. I can see him, too.

I can see the girl. I can see her, too.

I can see the bird. I can see it, too.



Look, read and say.

1 I can see the woman.

2 I can see the boat.

3 I can see the man.

4 I can hear the sea.

5 I can hear the boy.

6 I can hear the girl.



2 Look!





Finish the sentences.

1

Can you hear _____?



2

Look! Ships! I can see _____!



3

Ben! Tom! I can't see _____!



4

She can't see _____!



Grammar in conversation

1 **Listen and read.**



2 **Listen and say.**

3 **Now you!**

4 **Listen and say.**

Hop! Hop! Don't stop!
Hop! Hop! Don't stop!
Hop with your sister. Hop with your brother.
Hop with your father. Hop with your mother.
Hop with Ben and Bob and Bill.
Hop with Jenny and Joan and Jill.
Hop in the sunshine. Hop in the rain.
Hop up the hill and hop down again.
Hop! Hop! Don't stop!
Hop! Hop! Don't stop!



Reading



Sea creatures

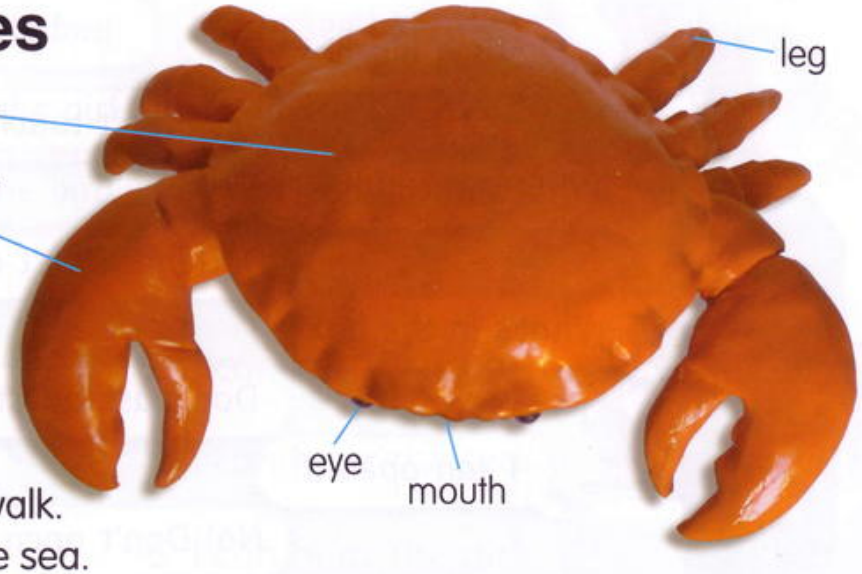

Crabs

Crabs have eight legs.
They have two claws.
Their claws are strong.
They have a hard shell.

Crabs can swim and they can walk.
They live in rock pools and in the sea.
They eat fish and shellfish.

Starfish

Starfish do not have shells or claws. Starfish have arms and spines. This starfish has five arms. The spines are sharp. It has lots of tiny feet. Starfish cannot swim but they can crawl on the rocks. They eat shellfish.





Fish

Fish have strong tails and fins. Fish can swim quickly. They eat tiny animals in the sea.



Reading comprehension

1 Read the sentences. Circle the wrong word. Write the correct word.

1 Crabs have ten claws. two

2 Crabs can swim and they can talk. _____

3 Crabs live in rock ponds. _____

4 Starfish have arms and shells. _____

5 Starfish have big feet. _____

6 Starfish eat jellyfish. _____

7 Fish have long tails and fins. _____

Phonics



Look and listen!

oo moon



1 Look and say.

moon 

boot 

spoon 

balloon 

2 Listen, read and say.

A round silver moon,
A long silver spoon,
Tall silver boots,
And silver balloons.



Listening



1 Listen and point.

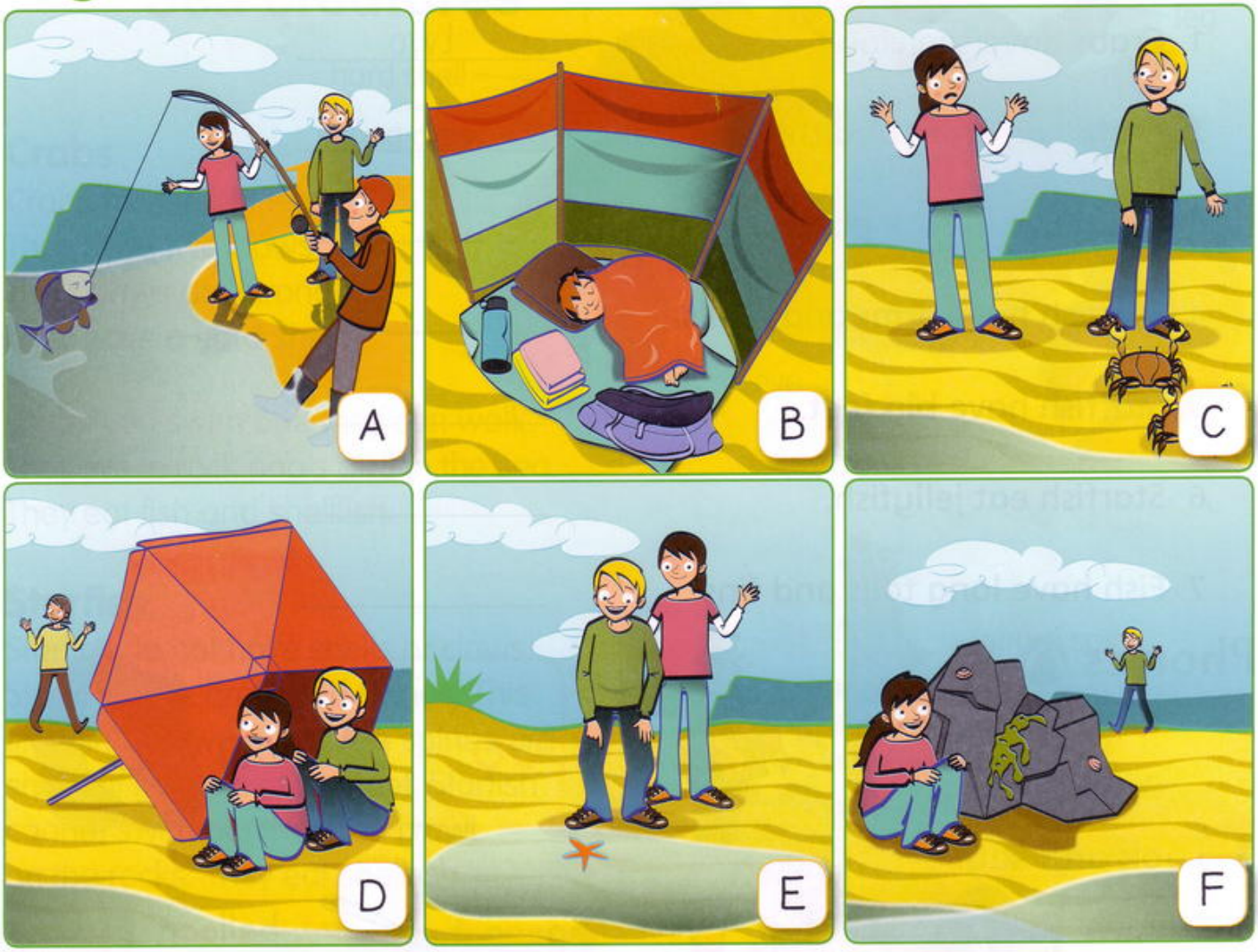

2 Listen again and write the letters.

1 ____ 2 ____ 3 ____ 4 ____ 5 ____ 6 ____

3 Listen and sing.

Down in the rock pool
What can you see?
I can see little fish.
Swish! Swish! Little fish!
One, two, three.

Down in the rock pool
What can you see?
I can see little crabs
Nip! Nip! Little crabs!
Don't nip me!
Ouch!



Class composition





Starfish do not have claws or shells.

1 Write the labels.

fin strong tail big mouth eye sharp teeth



2 Read the labels. Read the words. Write about sharks.

big spine claw strong sharp quickly

11 The boat

1 Listen and say.



2 Listen and read.

Look! There's a boat on the beach.

A boat?

Dad! What's happening?

This morning you were all asleep.
So first I mended the basket.

And then?

Then I walked into the jungle.

What about the lion?

I looked and I listened. It wasn't there.
I chopped a tree down.
I pulled the tree onto the beach.

And now it's in the basket.

Brilliant!

And the balloon is the sail!

Can we push the boat into the water?

Yes, come on!

Now we can go home!

Hooray!

3 Listen and say.

Grammar

1 Look!



Read and match. Write the letters.

1 The children climbed on the rocks. ____
2 The girl looked at a starfish. ____
3 The boys played in the water. ____
4 Mum walked in the sea. ____
5 Dad pointed to a big ship. ____
6 Grandma opened the picnic box. ____



2 Correct the sentences.



He painted a starfish.



They brushed their hair.



The girl helped her Grandpa.



The children picked oranges.



The man cleaned the bike.



She washed her feet.

Grammar in conversation

1 Listen and read.



2 Listen and say.

3 Now you!

Use these words: First Next Then played helped watched

4 Listen and say.

First a tiny egg.
Next a scary monster.
Then a brown box.
Last a beautiful butterfly!



Reading

1st first 2nd second 3rd third 4th fourth 5th fifth 6th sixth  river  hill  spider

In the jungle

Sam and his uncle were in the jungle for six days. This is Sam's diary.











The first day
We walked next to a river. There were beautiful flowers in the trees. There were parrots, too.

The second day
We climbed a hill today. There was a big monkey in a tall tree. It watched us quietly.

The third day
We walked down the hill. There was a pool next to a tree. There was a tiny frog in it.

The fourth day
There was a big spider next to our tent this morning. It was horrible! It crawled slowly up a tree.

The fifth day
The jungle was very noisy. This evening we listened to the insects and the monkeys. It was very dark. I was scared!

The sixth day
We walked to Uncle Bob's car. I was tired but I was happy, too. The jungle was very exciting!

Reading comprehension

1 Read. Circle the correct answer.

1	The parrots were	in the trees.	in the river.
2	Sam and Uncle Bob climbed	a tree.	a hill.
3	Next to a tree there was	a pool.	a hill.
4	The big spider was	next to the tent.	next to a tree.
5	The spider crawled	up the tent.	up a tree.
6	The jungle was very	scared.	noisy.
7	In the evening it was	dark.	scared.
8	Sam was tired but he was	exciting.	happy.

Phonics

Look and listen!



ai rain



1 Look and say.

rain



tail



train



sail



2 Listen, read and say.

Here's the jolly little train,
puffing slowly through the rain.

Here's the parrot with the long green tail,
riding in the boat with the yellow sail.







Listening

1 Listen and draw lines.



Paul













2 Write in the small boxes.

1st 2nd 3rd 4th 5th 6th

3 Listen again and check.

4 Talk about Paul's holiday.

5 Listen and sing.

Sand in your fingernails
Sand between your toes
Sand in your ear holes
Sand up your nose!

Sand in your sandwiches
Sand on your bananas
Sand in your bed at night
Sand in your pyjamas!

Sand in your sandals
Sand in your hair
Sand in your trousers
Sand everywhere!

John Foster

Class composition





There were beautiful flowers in the trees.
There were parrots, too.

Amy and Sam were on holiday at the beach for four days.
Look at the pictures. Read the words. Write Amy's diary.



look crab starfish too

The first day



watch crawl



wash shells rock pool



listen waves birds too

12 Welcome home!





2 Listen and read.

Hello! Hello! Welcome home!
Was it a good trip?
It was fantastic!
The balloon was high in the sky.
We looked at crocodiles and hippos.
A huge eagle landed on the balloon.
And we landed on an island!
In the morning the balloon was a boat!
We pushed the boat into the water.
We sailed across the sea.
We sailed through the waves.
And here we are!
Are you hungry? Are you thirsty?
We've got pizzas and burgers.
We've got sandwiches and salad.
There's orange juice and lemonade.
And a big cake, too!
Wow! Delicious!

3 Listen and say.

Grammar

1 Look!





I walked across the road ... under the bridge ... and through the trees.





I climbed over the wall ... and I jumped into the water. SPLASH!

Read and match. Write the letters.

1 She walked across the bridge. ____

2 She walked under the bridge. ____

3 He looked through the window. ____

4 It jumped into the river. ____

5 It jumped over the river. ____

6 He listened through the door. ____













2 Correct the sentences.

1 

He jumped across the river.

2 

She climbed over the wall.

3 

He crawled under the chair.

4 

They walked through the town.

5 

It jumped into the box.

6 

She looked through the door.

Grammar in conversation

1 Listen and read.



2 Listen and say.

3 Now you!

4 Listen and say.

The cat chased the mouse,
The cat chased the mouse,
Up the hill and down the hill,
The cat chased the mouse.

The dog chased the cat,
The dog chased the cat,
Up the hill and down the hill,
The dog chased the cat.

The children chased the dog,
The children chased the dog,
Up the hill and down the hill,
The children chased the dog.

Reading

What food do you like?

Do you like pizza? Do you like salad?
In a restaurant you can choose your food.
You read a menu. A menu is a list of food.



What do you like for breakfast?
This is a breakfast menu.

Fredo's

Breakfast

Fruit
oranges, bananas and grapes



Bread
Eggs



Drinks
orange juice, milk, tea and coffee



This is a lunch menu. Today the food on this menu is cold.

Lunch

Melon

Sandwiches
egg and tomato
chicken and tomato

Salad
lettuce, tomatoes and peppers



Ice Cream
chocolate or lemon
Fruit salad



Drinks
orange juice and lemonade

This is a dinner menu. Today the food on this menu is hot.

Dinner

Soup



Pizzas
cheese
cheese and tomato



Fish



Chicken



Vegetables
carrots, peas and beans
potatoes or chips



Apple cake
Chocolate pudding



Drinks
orange juice, tea and coffee



Reading comprehension

1 Read the sentences about Fredo's Restaurant. Write *True* or *False*.

Breakfast

1 You can have eggs. _____

2 You can drink lemonade. _____

Lunch

3 Pizza is on the lunch menu. _____

4 There are chicken and cheese sandwiches. _____

5 You can have chocolate or lemon ice cream. _____

6 Fruit salad is on the lunch menu. _____

Dinner

7 The food on the dinner menu is cold. _____

8 You cannot have chips. _____

9 You can drink coffee. _____

Phonics



Look and listen!

ea sea



1 Look and say.

sea



tea



beach



read



2 Listen, read and say.

Grandma's on the beach
By the bright blue sea.
She's reading her book.
She's drinking tea.



Listening

1 Listen and read.



It was early in the morning
And the king jumped out of bed.
He marched to the kitchen
And this is what he said:

Pizza for the king! Pizza for the king!
Can you make it? Can you bake it?
Pizza for the king!

I want cheese, I want tomatoes,
I want peppers, can't you see?
I want chicken, lots of chicken.
That's the pizza for me!

I want peas, I want potatoes,
I want beans, can't you see?
I want carrots, lots of carrots.
That's the pizza for me!

I want grapes, I want bananas,
I want apples, can't you see?
I want strawberries, lots of strawberries,
That's the pizza for me!

They baked the king his pizza.
He laughed happily.
He hopped and skipped and shouted:
That's the pizza for me!

It was late in the evening
And the king jumped into bed.
He patted his tummy
And this is what he said:

Pizza for the king! Pizza for the king!
Can you make it? Can you bake it?
Pizza for the king!

2 Listen and sing.

Class composition





oranges, bananas and grapes

1 Read and look at the pictures.

Sam and Amy are having a party. They are thinking about food.



2 What do Sam and Amy like? Write the menu.

Sam and Amy's Party Menu

Revision 4

Yesterday Who was on the beach? What animals were there? Where were they?



Read.

Yesterday Sam and Amy were on the beach with their family and their friends. Dad fixed the boat. He mended the sail. Ben and Sam jumped into the sea. It was cold! Amy and Meg looked in the rock pools. There was a crab and a starfish.

Their lunch was delicious. There were burgers and salad. There was a big chocolate cake.

It was sunny and hot yesterday. It was a very good day on the beach.

Project 4

1 Write about yesterday. Where were you yesterday? What was the weather like? What was there?

Were you in the playground?



... on the beach?



... in the town?



... in the animal park?



2 Write and draw. Find words in your Word Book.

Yesterday

Yesterday I was in the playground. First there were clouds and it was rainy. Then it was sunny. There was a rainbow. In the playground there was a very big slide, some swings and a



Macmillan Education
Between Towns Road, Oxford OX4 3PP
A division of Macmillan Publishers Limited
Companies and representatives throughout the world

ISBN 978-0-230-02460-1

Text © Mary Bowen and Liz Hocking 2009
Design and illustration © Macmillan Publishers Limited 2009

First published 2009

All rights reserved; no part of this publication may be reproduced, stored in a retrieval system, transmitted in any form, or by any means, electronic, mechanical, photocopying, recording, or otherwise, without the prior written permission of the publishers.

Designed by Ken Vail Graphic Design, Cambridge
Illustrated by Beehive Illustration (Jon Mitchell, Mark Ruffle); The Bright Agency (Barbara Vagnozzi); Graham-Cameron Illustration (Chris Petty); Andy Cook; Rasha Al Hakim; Sylvie Poggio Artists Agency (Rita Giannetti, Lisa Smith).

Cover design by Oliver Design

The publishers would like to thank the following for their participation in the development of this course:
In Egypt – Inas Agiz, Salma Ahmed, Hekmat Aly, Suzi Balaban, Mohamed Eid, Bronwen El Kholy, Mostafa El Makhzangy, Hala Fouad, Jonathan French, Nashaat Nageeb Gendy, Hisham Howeedy, Saber Lamey, Heidi Omara, Maha Radwan, Amany Shawkey, Christine Abu Sitta, Ali Abdel Wahab
In Russia – Tatiana Antonova, Elena Belonozhkina, Galina Dragunova, Irina Filonenko, Marina Gaisina, Maria Goretaya, Oksana Guzhnovskaya, Irina Kalinina, Olga Kligerman, Galina Kornikova, Lidia Kosterina, Sergey Kozlov, Irina Larionova, Irina Lenchenko, Irina Lyubimova, Karine Makhmuryan, Maria Pankina, Anna Petrenkova, Elena Plisko, Natalia Vashchenko, Angelika Vladyko

The authors and publishers would like to thank the following for permission to reproduce their material:
John Foster for his poem "Sand" copyright 1987 John Foster, first published in *Another First Poetry Book* compiled by John Foster (Oxford University Press) included by permission of the author.

The authors and publishers would like to thank the following for permission to reproduce their photographic material:
Alamy/Tim Gainey p46(br), Alamy/Guido Schiefer p96(bm), Alamy/Adrian Sherratt p99(bl), Alamy/Eclectic Images p99(bm), p106 Alamy/Brandon Cole Marine Photography; Brand X p114(ml); Digital Vision p114(b), (mr); John Foxx Images p114(tr), NASA p62 (tl); Oxford Scientific Films/Peterson Lee p96 (br); Photodisc p99(br); Powerstock p96(bl); Superstock p114(tl).

Commissioned photography by Paul Bricknell p27 (ml), (mc), (mr), p35 (t) ruler, (t) pen, (t) book, (t) pencil, (t)rubber, (t) colouring pencils, (t) pencil case, (ml),(mr), (m) rubber, pp36 (tl), (tm), (tr), (ml), (mr), (bl), (br), p43 (ml), (mr), p53 (ml), (mr), p61 (tl), (tr), (ml), (mr), p69 (tl), (tr), p79 (ml), (mr), p87 (tl), (tml), (tmr), (tr), (ml), (mr), p95 (ml), (mr), p105 (tl), (tr), p113 (tl), (tr), p121 (tl), (tr).

Cover Photography: John Fox Images

With thanks to:
Ashley and Jack from Elliott Brown; Lewis, Jemima and Jade from Jackie Palmer; Kenzi from Scallywags.

Printed and bound in Malaysia

2012 2011 2010
10 9 8 7 6 5 4 3 2

English World

the adventure starts here!

English World is the first-ever integrated ten-level print and digital English course for primary and secondary schools. Written by the authors of the best-selling Way Ahead and Macmillan English, the course aims to give learners confidence in speaking, listening, reading and writing. Thorough grammar and skills work is applied in natural contexts in the real world through dialogues and cross-curricular material. Independent learning is promoted through portfolios, projects and the use of the dictionaries.

'We believe that learning should be enjoyable – hard work, too, but at the same time something that children will find interesting and motivating.'
Mary Bowen and Liz Hocking

The visually stunning printed resources are complemented by electronic materials for use with an Interactive Whiteboard and videos of all dialogues using native-speaker students in context, together with a complete teacher training package with video masterclasses. Other features include a test builder, animated posters, interactive phonics activities and singalong versions of songs.

The adventure begins in Levels 1 and 2 of English World where children are introduced to Dan, Lily, Mr Jolly and a wonderful cast of colourful characters. Level 2 is for children who are developing as more confident communicators in English.

- Pupil's Book
- Workbook
- Grammar Practice Book
- Dictionary
- Teacher's Guide
- Poster
- Flashcards
- Audio CD
- DVD-ROM



MACMILLAN
www.macmillanenglish.com/younglearners

ISBN 978-0-230-02460-1